PRINTS ISSUED		
NO.	TO	DATE
2	MEC	8-20-75
2	WAM	"
1	CLERK of THE HOUSE	"
1	CMB	"
1	JRC	"
2	MEC	9-23-75
2	WAM	"
2	CLERK of THE HOUSE	"
1	CMB	"
2	JRC	"

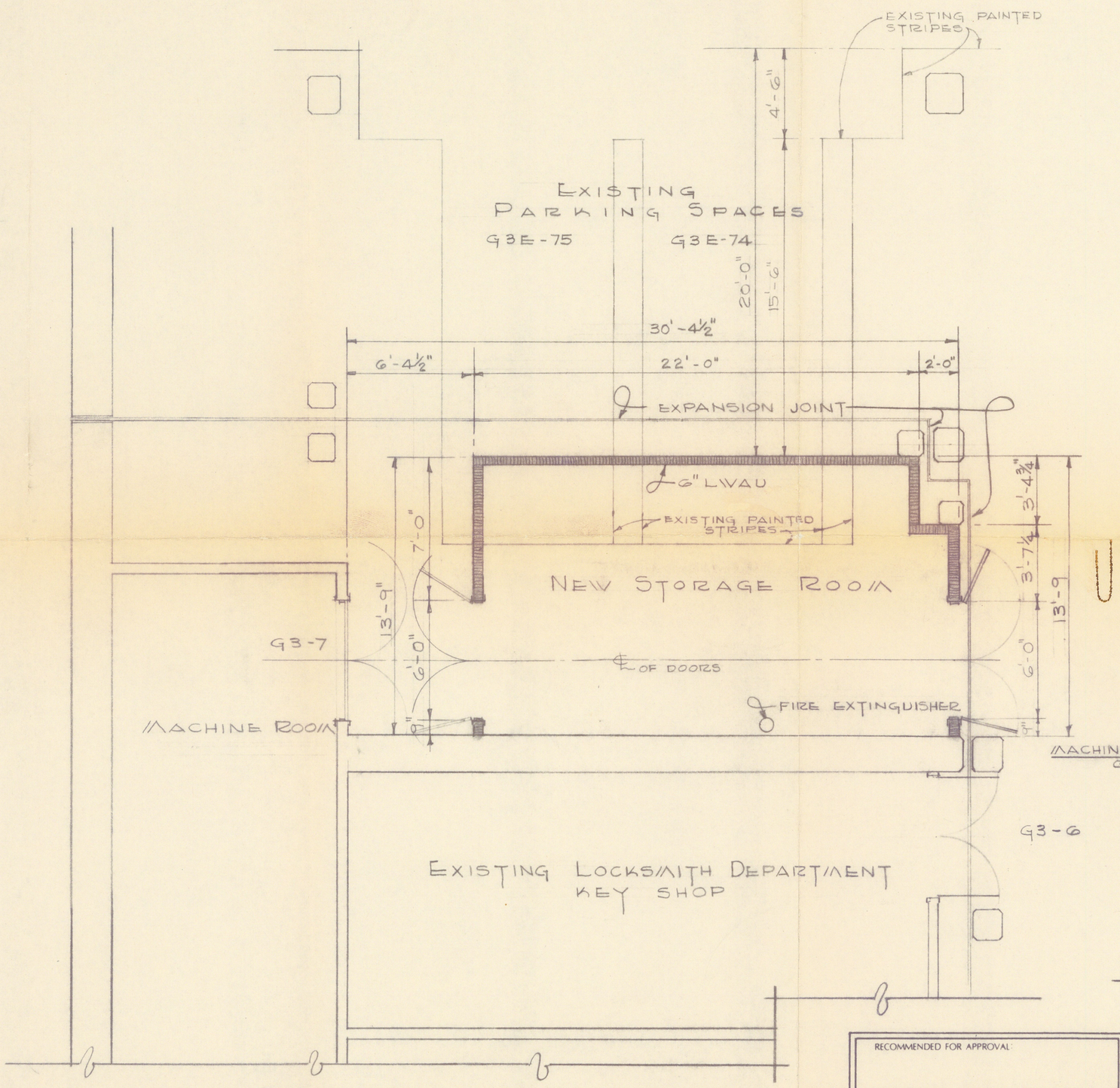

PARTIAL FLOOR PLAN

SCALE: ¼" = 1'-0"

NOTES:

- NEW PARTITIONS SHALL BE 6" LWAU AND BUILT AROUND EXISTING 4" WATER PIPE AND SPRINKLER SYSTEM AND UP TO UNDERSIDE OF FLOOR SLAB ABOVE.
- EXISTING FIRE EXTINGUISHER SHALL BE RELOCATED.
- EXISTING LIGHT FIXTURES SHALL BE RELOCATED TO ACCOMODATE NEW STORAGE ROOM PARTITIONS.
- PROVIDE 6"x8"x7'-4" PRECAST REINFORCED CONCRETE LINTEL OVER EACH DOOR.
- NEW DOORS SHALL BE METAL 2-3'-0"x7'-0" TO MATCH DOORS TO G3-6 AND G3-7.

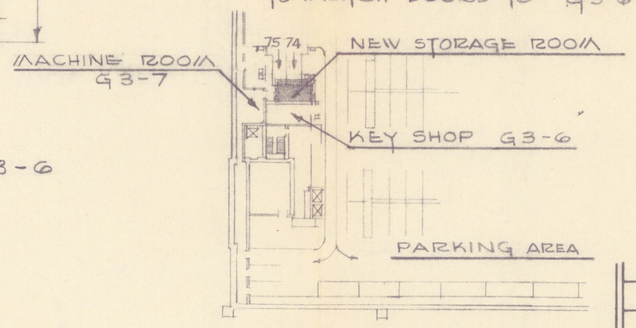

LOCATION PLAN

NORTH-EAST CORNER-THIRD GARAGE LEVEL

NO.	REVISIONS	DATE
1	REVISION	9-19-75

RECOMMENDED FOR APPROVAL:

COORDINATING ENGINEER

ASSISTANT ARCHITECT OF THE CAPITOL

APPROVED

ARCHITECT OF THE CAPITOL

PROJECT TITLE RAYBURN HOUSE OFFICE BLDG
NEW STORAGE ROOM
LOCKSMITH DEPARTMENT

THE ARCHITECT OF THE CAPITOL 1793

DRAWING TITLE

PLAN

GEORGE M. WHITE FAIA
ARCHITECT OF THE CAPITOL

IFB NO

DRAWN THV

CHECKED RRS

SCALE ¼" = 1'-0"

DATE 8-20-75

SHEET 1 OF 1

KEY PLAN

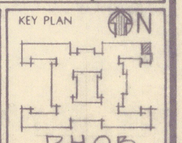

DRAWING NO

RH-63

N12451
Albert, McAlester, Box 9, folder 10 [Maps, F8, Item 152]
THE CARL ALBERT CENTER